


Everyone

Speak!

BEGINNER



Role-play



Storytelling



Picture-based
Content

1

Build & Grow

Hybrid CD Included

Contents

Unit	Title	Speaking Task	Vocabulary	Page
1 	What's your name?	Role-play Talking about personal information	Personal information	6
2 	What are you good at?	Role-play Talking about abilities	Subjects & Actions	10
3  Review	She's good at dancing.	Storytelling Describing pictures	Unit 1 & 2 Review	14
4 	Are you ready to order?	Role-play Ordering food	Food & Drinks	18
5 	What does your button look like?	Role-play Describing things	Shapes & Colors	22
6  Review	He orders grape juice.	Storytelling Describing pictures	Unit 4 & 5 Review	26
7 	May I help you?	Role-play Shopping	Accessories & Footwear	30
8 	Let's have a race.	Role-play Making suggestions	Pastime activities	34
9  Review	She wants to build a sandcastle.	Storytelling Describing pictures	Unit 7 & 8 Review	38
10 	Whose key is this?	Role-play Identifying things	Personal items	42
11 	Where was your poster?	Role-play Asking about locations	Personal items & Locations	46
12  Review	His piggy bank was under the desk.	Storytelling Describing pictures	Unit 10 & 11 Review	50

UNIT 1

What's your name?



Role-play : Talking about personal information

Getting Ready

A Guess and say the girl's answer.



B Listen and say. Then practice with your partner. 02

1.



(first) name / Ella

2.



last name / Smith

3.



nickname / Cinderella

4.



(home) address /
7 English Street

5.



email address /
ella@bg.com

6.



phone number /
123-0567

A: What's your **address**?

B: It's **7 English Street**.

★ What's = What is / It's = It is

Speaking Practice

A Look and practice with your partner. 😊🌟



a b c



What's your _____?

It's _____.



1 2 3



What's his/her _____?

It's _____.



Talk it over

- What's your last name?
- What's your partner's last name?



Role-play Presentation



Step 1

Listen to the conversation. 03-04

1. Listen and number.



2. Listen again and answer.

1) What's Drizella's address? It's _____.

2) What's Ella's nickname? It's _____.

Step 2

Plan your role-play with your partner. 😊🤖

1. Match the roles to your favorite characters.

Student

New Student



Ella



James



Paul



Pam

2. Choose something to ask about.

name

last name

nickname

☐
☐
☐

3. Choose something else to ask about.



☐

☐

☐

Step 3

Look and listen to the sample role-play.



Characters in the sample

Student



New Student



"Student" should also play the "Phone" role at the end.



Step 4

Change the words in red and do your role-play with your partner. Use the finger puppets. 😊👤

Complete your role-play script on page 65.



Think

Try to change the end of the role-play.

What are you good at?






Role-play : Talking about abilities

Getting Ready

A Guess and say the fairy's answer.



B Listen and say. Then practice with your partner. 06



A: What are you good at?

B: I'm good at English.

★ I'm = I am

Speaking Practice

A Look and practice with your partner. 😊👤



a b c d e f



What are you good at?

I'm good at _____.



1 running

2 math

3 dancing

4 music



Are you good at **running**?

Yes, I am. / No, I'm not.



Talk it over

- What are you good at?
- What is your partner good at?



Role-play Presentation



Step 1

Listen to the conversation. 07-08

1. Listen and number.



2. Listen again and answer.

1) What is Pinocchio good at? He's good at _____.

2) Is Annie good at cooking? _____, she _____.

Step 2

Plan your role-play with your partner. 😊🧐

1. Match the roles to your favorite characters.

Friend 1

Friend 2



Pinocchio



Julia



Crystal



Annie

2. Choose a subject.


☐

☐

☐
☐

3. Choose two actions.


☐

☐

☐
☐