


Everyone

Speak!

BEGINNER



Play & Learn



Storytelling



Picture-based
Content

2



Build & Grow

Hybrid CD Included

Contents

Unit	Title	Speaking Task	Vocabulary	Page
1 	What can you see?	Role-play Identifying things	Things in nature	6
2 	What do you do after school?	Role-play Talking about routines	Daily activities	10
3  Review	He goes to the library after school.	Storytelling Describing pictures	Unit 1 & 2 Review	14
4 	How does the rainbow look?	Role-play Talking about senses	Things & Senses	18
5 	Which do you like better, strawberries or grapes?	Role-play Talking about preferences	Things & Preferences	22
6  Review	The rainbow looks beautiful.	Storytelling Describing pictures	Unit 4 & 5 Review	26
7 	What does your father do?	Role-play Talking about jobs	Jobs & Actions	30
8 	What's he like?	Role-play Describing personality	Personality	34
9  Review	She's outgoing.	Storytelling Describing pictures	Unit 7 & 8 Review	38
10 	When is your birthday?	Role-play Talking about the months of the year	Months of the year	42
11 	What did you do yesterday?	Role-play Talking about past activities	Past activities	46
12  Review	Her birthday is in June.	Storytelling Describing pictures	Unit 10 & 11 Review	50

UNIT 1

What can you see?



Role-play : Identifying things

Getting Ready

A Guess and say the boy's answer.



B Listen and say. Then practice with your partner. 02

1.



flower

2.



tree

3.



leaf

4.



rock

5.



squirrel

6.



duck

7.



frog

8.



butterfly

9.



beetle

10.



bird

A: What can you see?

B: I can see a tree/trees*.

* a leaf/leaves, a butterfly/butterflies

Speaking Practice

A Look and practice with your partner. 😊 😊



a b c d e



What can you see?

I can see _____.



1 2 3 4 5



How many **frogs** are there?

There are _____ **frogs**.



Talk it over

- What can you see in your classroom?
- How many students are there?

Role-play Presentation

Step 1

Listen to the conversation.  03-04

1. Listen and number.



2. Listen again and answer.

1) What does Hansel see? He sees _____ and _____.

2) How many birds are there? There are _____.

Step 2

Plan your role-play with your partner. 😊🧙

1. Match the roles to your favorite characters.

Bad Character

Smart Character



2. Choose one thing.




3. Choose another thing.



Step 3

Look and listen to the sample role-play.



Characters in the sample


Bad Character



Smart Character



Two leaves and four beetles will make me strong.



What can you see?



I can see leaves and beetles.

Put two leaves and four beetles into the pot.



Okay.

I'm making magic soup. Help me.



Okay.

How many leaves and beetles are there?



There are five leaves and six beetles.

Oh, no! What's happening to me?



Go away, witch!

Step 4

Change the words in red and do your role-play with your partner. Use the finger puppets.

Complete your role-play script on page 65.

Think

Try to change the end of the role-play.

UNIT 2


What do you do after school?



Role-play : Talking about routines

Getting Ready

A Guess and say the boy's answer.



B Listen and say. Then practice with your partner. 06

1.



play video games

2.



play outside

3.



practice taekwondo

4.



practice the piano

5.



go to the library

6.



go to computer class

A: What do you do after school?

B: I go to the library.

Speaking Practice

A Look and practice with your partner. 😊😊



a b c d



What do you do after school?

I _____.



1 2 3 4



What does he/she do after school?

He/She _____.



Talk it over

- What do you do after school?
- What does your partner do after school?

Role-play Presentation

Step 1

Listen to the conversation.  07-08

1. Listen and number.



2. Listen again and answer.

1) What does Pinocchio do after school?

He _____.

2) Does Chris play outside after school? _____, he _____.

Step 2

Plan your role-play with your partner. 😊😊

1. Match the roles to your favorite characters.

Parent

Child



Geppetto



Julia



Pinocchio



Chris

2. Choose an activity.


☐

☐


3. Choose another activity.


☐

☐
