

Everyone



Speak!



2



Build & Grow

Hybrid CD Included

Unit	Title	Speaking Task	Speaking Skill	Page
------	-------	---------------	----------------	------

School Life

1	My Favorite Subject	Talking about your favorite subject	Short response	6
2	My Favorite Teacher	Giving a speech about your favorite teacher	Long response / Impromptu speech	10

Food

3	At a Restaurant	Ordering food at a restaurant	Short response	14
4	My Favorite Fruit	Giving a speech about your favorite fruit	Long response / Impromptu speech	18

Movies

5	Can I Have a Ticket?	Buying tickets	Short response	22
6	My Favorite Movie	Giving a speech about your favorite movie	Long response / Impromptu speech	26

Free Time Activities

7	In My Free Time	Talking about your free time activities	Short response	30
8	Extreme Sports	Giving a speech about extreme sports	Long response / Impromptu speech	34

Directions and Places

9	Visiting a New Place	Asking and giving directions	Short response	38
10	My Vacation Plan	Planning your vacation	Long response / Impromptu speech	42

Story Time

11	The Magic Shoes	Role-playing	Role-playing	46
12	My Birthday	Telling a story	Storytelling	50

My Favorite Subject

Talking about your favorite subject

Getting Ready

A. Match the words and sentences to the pictures of the school subjects.



F

g



A. music

B. math

C. science

D. social studies

E. English

F. art

G. P.E.

H. history

a. I think doing experiments is fun.

b. I like to play musical instruments.

c. I like to play sports.

d. I like to learn about past events.

e. I love to solve number problems.

f. I like to speak English.

g. I feel happy when I draw pictures.

h. Learning about other cultures is interesting!

B. **Pair work** _ Practice the conversation with your partner using the words and sentences above.

A: What's your favorite subject?

B: My favorite subject is art.I feel happy when I draw pictures.

Speaking Practice

A. Pair work _ Look at the two bedrooms below. Ask and answer the questions with your partner.



- ▶ dinosaur action figure
- ▶ guitar
- ▶ rock band poster
- ▶ microscope
- ▶ science magazine
- ▶ Einstein poster
- ▶ MP3 player

1. What can you see in A's bedroom?

➡ I can see _____ in there.

2. What do you think A's favorite subject is?

➡ I think A's favorite subject is _____.

3. What do you think A is good at?

➡ I think A is good at _____.

B. Listen _ You are going to listen to a conversation between Sarah and Andy. Complete the chart below. T2


	A	B
1. Who		
2. Favorite subject		
3. Good at...		



What's your partner's favorite subject? Talk about it with your partner.

- His/Her favorite subject: _____
- Why does he/she like it? _____

Conversation

A. Listen and repeat the conversation. Then use the speaking cards to practice it with your partner.  **T3**

A: Hi! I'm doing a survey about everyone's favorite school subject. Can I ask you some questions?

B: Sure!

A: What's your favorite subject?

B: My favorite subject is **①** history.

A: Why do you like it?

B: I like to **②** learn about past events.
I'm good at **③** memorizing facts, too.

A: That's a wonderful skill! Thank you for helping with the survey.

B: You're welcome.



- ①** math
- ②** solve difficult number problems
- ③** adding numbers in my head



- ①** English
- ②** read English stories
- ③** speaking English



- ①** art
- ②** draw pictures of flowers and my friends
- ③** painting

B. Pronunciation _ Listen and repeat.  **T4**

Words	<u>sur</u> •vey	ex• <u>per</u> •i•ment	<u>in</u> •stru•ment	par• <u>tic</u> •i• <u>pate</u>
Sentence	My <u>favorite</u> <u>subject</u> is <u>math</u> .			

Communication Task

Mission

What subject does everyone like? Make a chart to show the most popular subject in your class.

A. Check [✓] the subjects you like in the chart.

Art		Music	
Physical Education (P.E.)		Science	
English		Math	
History		Social Studies	

B. Class work _ Count how many students like each subject. Complete the chart to find out what the most popular subject is in your class.

20								
16								
14								
12								
10								
8								
6								
4								
2								
Number of students Subject names	Art	Music	P.E.	Science	English	Math	History	Social Studies

- Who likes art/P.E./English/history...?
- How many students in your class like art/P.E./English/history...?

My Favorite Teacher

Presentation

Giving a speech about your favorite teacher

Getting Ready

A. Look at the two teachers below. Match each teacher with the phrases that you think best describe him or her. Then share your ideas with your partner.

Mr. Simpson



Ms. Johnson



Subject

my English teacher

my social studies teacher

my science teacher

Personality

kind and nice

friendly and fun

creative and smart

Special memory

taught me after school because I didn't understand the lesson

helped me when I had some problems with my friends

let me take a test again because I got a low score

Lesson

easy to understand

interesting and fun

very exciting


How I changed

always get high scores on my tests now

really like the subject now

can't wait for school to start every day now

Presentation Practice

A. Listen _ Danny is talking about his favorite teacher. Fill in the blanks.  T5

Hi, I'm Danny. My favorite teacher is Mr. Pluss.

He's my _____ teacher. He's very _____.

Mr. Pluss always helps his students. I can _____

to him about anything. When I had some _____


with my best _____, he gave me good _____. His lessons

are _____ and fun. I always get high _____ on my

_____ tests because of his great teaching. _____ is my

favorite _____ now. I want to _____ more about _____

with Mr. Pluss.



B. Pair work _ Ask and answer the questions about Danny's presentation with your partner.

1. What special memory does Danny have about Mr. Pluss?

➡ When he had _____, Mr. Pluss gave him _____.

2. What does Danny think of Mr. Pluss's lessons?

➡ He thinks Mr. Pluss's lessons are _____.

Speaking Skill

When you **talk about your favorite teacher**, you can

- tell who your favorite teacher is and say what subject he/she teaches
- talk about your favorite teacher's personality
- share a special memory you have about your favorite teacher
- describe what your favorite teacher's lessons are like
- talk about how your favorite teacher has made you a better student

Presentation Workshop

Step 1

Present your favorite teacher! Answer the questions about your favorite teacher.



1. Who is your favorite teacher and what subject does he/she teach?

➡ My favorite teacher is Mr./Ms. _____.

➡ He/She's my _____ teacher.

2. What is your favorite teacher like? (personality)

➡ He/She's _____.

3. What special memory do you have about your favorite teacher?

➡ _____.

4. What are your favorite teacher's lessons like?

➡ His/Her lessons are _____.

5. How has your favorite teacher made you a better student?

➡ I _____.