

The background of the entire page is a vibrant orange. At the top, there is a large, detailed illustration of an orange slice, showing its segments and the white pith. Several translucent, glowing bubbles of various sizes are scattered across the orange background, some near the orange slice and others further down.

Reading Sponge

3



Build & Grow

Reading Sponge



Unit Information

Introduces the theme and related subject of the story.

Ready to Read


Various questions to help broaden background knowledge.

Words to Read

Pre-reading vocabulary activities with illustrations.

Illustration

Captivating images to help predict the story before reading, and to broaden background knowledge.



High-Frequency Words

Draws attention to 3 high-frequency words in each unit to build up reading fluency.

Take a Look!




Pictures or messages hidden in the illustrations build up more interest in reading.

Quick Check-Up

One-sentence statements to check accuracy and speed in reading the context.

Check for Understanding

Choose the best answers.

- The story is mainly about _____. Main Idea
 a. buying some flowers
 b. watering flowers every day
 c. growing sunflowers from the seeds
- Ben gets some _____ from Mr. Green.
 a. seeds b. flowers c. pots
- How often does Ben water it?
 a. every day b. every two days c. every three days
- What flower does the seed come from?
 a.  b.  c. 

Focus on Skills





Fill in the chart.

Place	Mr. Green's flower shop and Ben's home	Characters	_____ and _____
Events	Mr. Green gives Ben some _____. Ben _____ the seeds in a pot and _____ it every three days.		
Ending	Finally, the _____ bloom.		

Unit 1 • Ben's Plant 9

Word Wise

Write the correct word or phrase for each picture. Then number the pictures in order.

-  _____
-  _____
-  _____
-  _____

- a. water the pot b. put soil in the pot
c. plant the seeds d. bloom

Think and Share

Think and Draw

Draw pictures of the growing process of a sunflower.

Day 10 	Day 30 	Day 50 
---	---	---

Talk Together

What kind of seeds do you want to plant?

10

Check for Understanding

Comprehension questions to strengthen accuracy and speed in reading the context.

Focus on Skills

Introduces basic reading comprehension skills using illustrations.

Word Wise

Variations in vocabulary activities to improve vocabulary, using words from the context.

Think and Share

Think and Draw Questions to strengthen critical thinking skills by making connections with the text and students themselves.

Talk Together Speaking exercises to practice presenting to the class or to discuss with friends.

Contents

Section

1

Flowers and Plants

Section

2

Travel and Adventure

Section

3

Insect Kingdom

Section


4

Culture

Section

5


Space



Unit 01	Ben's Plant	... 07
	Fiction / Science / Story Map	
Unit 02	A Monster Plant	... 11
	Fiction / Science / Identifying Details	
Unit 03	Tree Rings	... 15
	Fiction / Science / Summarizing	
Unit 04	A Plant's Body	... 19
	Nonfiction / Science / Identifying Details	




Unit 05	The Sphinx's Riddle	... 23
	Fiction / Social Studies / Story Map	
Unit 06	On a Safari	... 27
	Fiction / Social Studies / Making Predictions	
Unit 07	Dracula's Castle	... 31
	Fiction / Social Studies / Cause and Effect	
Unit 08	Vatican City	... 35
	Nonfiction / Social Studies / Identifying Details	



Unit 09	Insects in the Garden	... 39
	Fiction / Science / Classifying	
Unit 10	Carl the Caterpillar	... 43
	Fiction / Science / Sequencing	
Unit 11	Beetle and Spider	... 47
	Fiction / Science / Compare and Contrast	
Unit 12	Jean-Henri Fabre	... 51
	Nonfiction / Science / Analyzing Characters	



Unit 13	Yard Sale	... 55
	Fiction / Social Studies / Story Map	
Unit 14	The Giant Pumpkin Contest	... 59
	Fiction / Social Studies / Making Predictions	
Unit 15	At a World Food Fair	... 63
	Fiction / Social Studies / Identifying Details	
Unit 16	Marco Polo and Kites	... 67
	Nonfiction / Social Studies / Sequencing	




Unit 17	The Milky Way	... 71
	Fiction / Science / Identifying Characters	
Unit 18	My Special Friend	... 75
	Fiction / Science / Identifying Details	
Unit 19	A Letter From Mars	... 79
	Fiction / Science / Compare and Contrast	
Unit 20	Outer Space	... 83
	Nonfiction / Science / Identifying Details	



Unit 01

Ben's Plant

Flower shop



Fiction

Ben's Plant

- Theme: **Flowers and Plants**
- Related Subject: **Science**

• Ready to Read

Look at the picture and answer the questions.

1. Where is the boy?
2. What does the man give to the boy?

Words to Read 02

- Match the pictures with the words.



seed



plant



soil



water

bloom



whisper





Mr. Green **gives** Ben some **seeds**.

"What are they?" asks Ben.

"**Plant** them and see," says Mr. Green.

Ben puts **soil** in a big pot.

He plants the seeds in the pot.

He **waters** it **every** three days.

He waits and waits.

One day, little leaves come **out**.

They grow and have bright yellow heads.

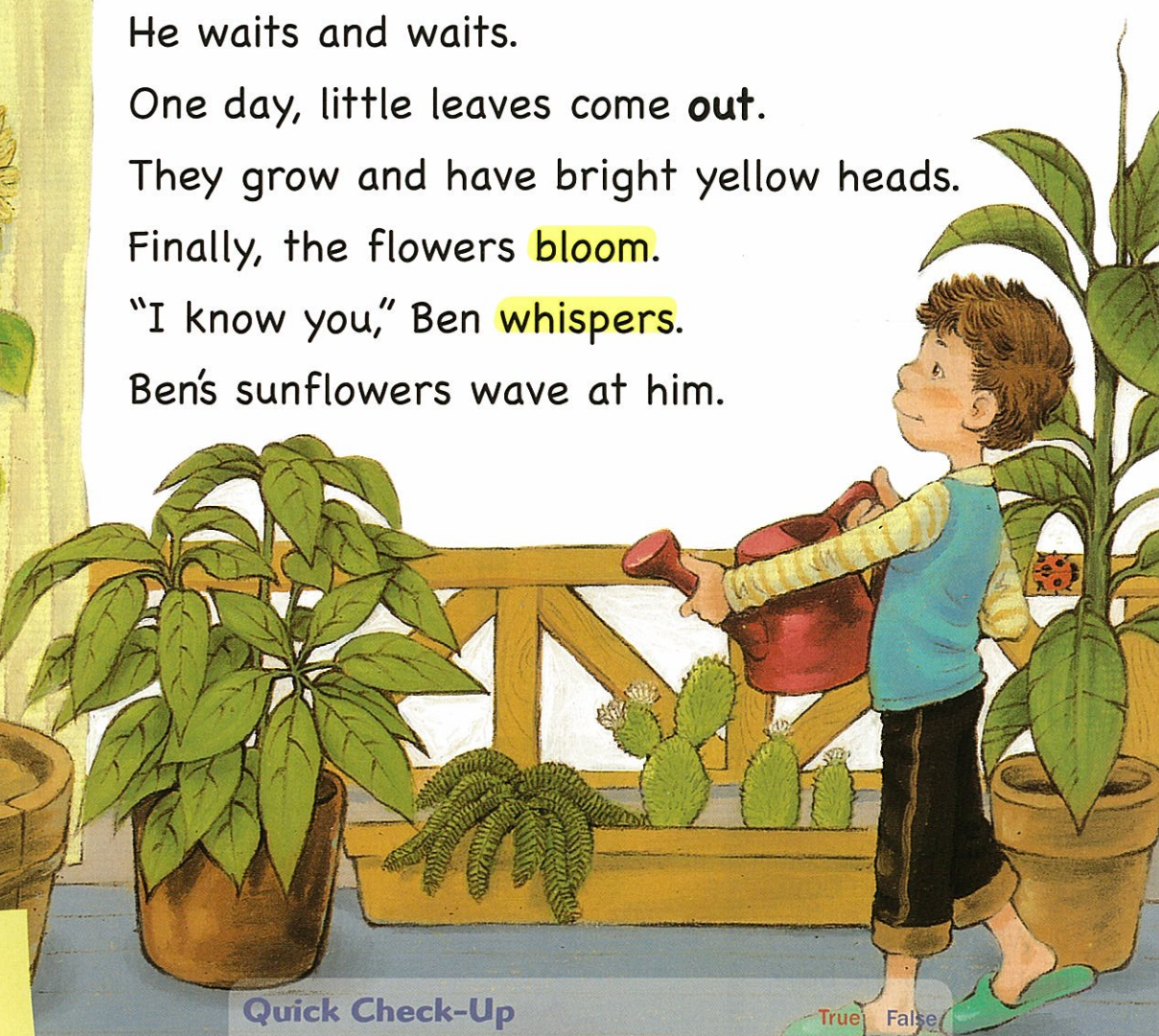
Finally, the flowers **bloom**.

"I know you," Ben **whispers**.

Ben's sunflowers wave at him.



Take a Look!
A bug is hidden in the picture. What is it?
→ It's a _____.



Quick Check-Up

1. Ben buys some seeds at the flower shop.
2. Ben doesn't have a big pot.
3. Ben needs soil to plant seeds.

True False

<input type="checkbox"/>	<input type="checkbox"/>
<input type="checkbox"/>	<input type="checkbox"/>
<input type="checkbox"/>	<input type="checkbox"/>

Check for Understanding

- Choose the best answers.

1. The story is mainly about _____. Main Idea

- a buying some flowers
- b watering flowers every day
- c growing sunflowers from the seeds


2. Ben gets some _____ from Mr. Green.

- a seeds
- b flowers
- c pots

3. How often does Ben water it?

- a every day
- b every two days
- c every three days

4. What flower does the seed come from?



Focus on Skills Story Map

- Fill in the chart.

Place	Mr. Green's flower shop and Ben's home	Characters	_____ and _____
Events	Mr. Green gives Ben some _____. Ben _____ the seeds in a pot and _____ it every three days.		
Ending	Finally, the _____ bloom.		