



WITH  
FREE ONLINE  
**AUDIO**



**Aa**



# ENGLISH

## FOR EVERYONE

COURSE BOOK

LEVEL **1** BEGINNER



**A COMPLETE SELF-STUDY PROGRAMME**



Penguin  
Random  
House

**US Editors** Allison Singer, Jenny Siklos  
**Editors** Gareth Clark, Lisa Gillespie, Andrew Kerr-Jarrett  
**Art Editors** Chrissy Barnard, Ray Bryant  
**Senior Art Editor** Sharon Spencer  
**Editorial Assistants** Jessica Cawthra, Sarah Edwards  
**Illustrators** Edwood Burn, Denise Joos, Michael Parkin,  
Jemma Westing  
**Audio Producer** Liz Hammond  
**Managing Editor** Daniel Mills  
**Managing Art Editor** Anna Hall  
**Project Manager** Christine Stroyan  
**Jacket Designer** Natalie Godwin  
**Jacket Editor** Claire Gell  
**Jacket Design Development Manager** Sophia MTT  
**Producer, Pre-Production** Luca Frassinetti  
**Producer** Mary Slater  
**Publisher** Andrew Macintyre  
**Art Director** Karen Self  
**Publishing Director** Jonathan Metcalf

**DK India**

**Jacket Designer** Surabhi Wadhwa  
**Managing Jackets Editor** Saloni Singh  
**Senior DTP Designer** Harish Aggarwal

First American Edition, 2016  
Published in the United States by DK Publishing  
345 Hudson Street, New York, New York 10014

Copyright © 2016 Dorling Kindersley Limited  
DK, a Division of Penguin Random House LLC  
10 9 8 7 6  
023-258528-Jun/2016

All rights reserved.

Without limiting the rights under the copyright reserved above, no part of this publication may be reproduced, stored in or introduced into a retrieval system, or transmitted, in any form, or by any means (electronic, mechanical, photocopying, recording, or otherwise), without the prior written permission of the copyright owner.  
Published in Great Britain by Dorling Kindersley Limited.

A catalog record for this book  
is available from the Library of Congress.  
ISBN 978-1-4654-4762-3

DK books are available at special discounts when purchased in bulk for sales promotions, premiums, fund-raising, or educational use. For details, contact: DK Publishing Special Markets, 345 Hudson Street, New York, New York 10014  
SpecialSales@dk.com

Printed and bound in China

All images © Dorling Kindersley Limited  
For further information see: [www.dkimages.com](http://www.dkimages.com)

A WORLD OF IDEAS:  
SEE ALL THERE IS TO KNOW

[www.dk.com](http://www.dk.com)

# Contents

**How the course works** 8

## 01 Introducing yourself 12

**New language** Using "to be" with names

**Vocabulary** Names and letters

**New skill** Saying your name

## 02 Vocabulary Countries 16

## 03 Talking about yourself 18

**New language** "To be" with ages and nationalities

**Vocabulary** Numbers and nationalities

**New skill** Talking about yourself

## 04 Vocabulary Family and pets 22

## 05 Things you have 24

**New language** Possessive adjectives; "this" and "that"

**Vocabulary** Animals and family

**New skill** Talking about who things belong to

## 06 Using apostrophes 28

**New language** Possessive apostrophe

**Vocabulary** Family and pets

**New skill** Talking about belonging

## 07 Vocabulary Everyday things 30

---

**08 Talking about your things** 32

New language "These" and "those"

Vocabulary Possessions

New skill Using determiners and pronouns

---

**09 Vocabulary Jobs** 36

---

**10 Talking about your job** 38

New language Using "I am" for your job

Vocabulary Jobs and workplaces

New skill Describing your job

---

**11 Telling the time** 42

New language Times of day

Vocabulary Words for time

New skill Saying what the time is

---

**12 Vocabulary Daily routines** 44

---

**13 Describing your day** 46

New language The present simple

Vocabulary Routine activities

New skill Talking about your daily routine

---

**14 Describing your week** 50

New language Days and prepositions

Vocabulary Days of the week

New skill Talking about your weekly routine

---

**15 Negatives with "to be"** 54

New language Negatives with "to be"

Vocabulary "Not"

New skill Saying what things are not

---

**16 More negatives** 58

New language Present simple negative

Vocabulary Daily activities

New skill Saying what you don't do

---

**17 Simple questions** 62

New language Simple questions

Vocabulary Jobs and routine activities

New skill Asking simple questions

---

**18 Answering questions** 66

New language Short answers

Vocabulary Jobs and routines

New skill Answering spoken questions

---

**19 Asking questions** 68

New language Open questions

Vocabulary Question words

New skill Asking for details

---

**20 Vocabulary Around town** 74

---

**21 Talking about your town**

76

New language "There is" and "there are"

Vocabulary Towns and buildings

New skill Describing a town

---

**22 Using "a" and "the"**

80

New language Definite and indefinite articles

Vocabulary Places in town

New skill Using articles

---

**23 Orders and directions**

84

New language Imperatives

Vocabulary Directions

New skill Finding your way

---

**24 Joining sentences**

88

New language Using "and" and "but"

Vocabulary Town, jobs, and family

New skill Joining sentences

---

**25 Describing places**

92

New language Adjectives

Vocabulary Place adjectives and nouns

New skill Describing places

---

**26 Giving reasons**

98

New language "Because"

Vocabulary Places and jobs

New skill Giving reasons

---

**27 Vocabulary** Around the house

100

---

**28 The things I have**

102

New language Using "have"

Vocabulary Household objects

New skill Talking about possessions

---

**29 What do you have?**

106

New language "Have" questions

Vocabulary House and furniture

New skill Asking about household objects

---

**30 Vocabulary** Food and drink

110

---

**31 Counting**

112

New language Uncountable nouns

Vocabulary Food containers

New skill Talking about food

---

**32 Measuring**

116

New language Measurements

Vocabulary Ingredients and quantities

New skill Talking about amounts

---

**33 Vocabulary** Clothes

118

---

**34 At the shops**

120

New language Using "too" and "fit"

Vocabulary Shopping and clothes

New skill Describing clothes

<b>35 Describing things</b>	124	<b>43 Vocabulary Abilities</b>	152
New language Opinion adjectives			
Vocabulary Shopping and materials			
New skill Giving opinions			
<b>36 Vocabulary Sports</b>	128	<b>44 What you can and can't do</b>	154
		New language "Can," "can't," and "cannot"	
		Vocabulary Talents and abilities	
		New skill Saying what you can and can't do	
<b>37 Talking about sports</b>	130	<b>45 Describing actions</b>	158
New language "Go" and "play"		New language Regular and irregular adverbs	
Vocabulary Sports		Vocabulary Hobbies and activities	
New skill Talking about sports		New skill Describing activities	
<b>38 Vocabulary Hobbies and pastimes</b>	134	<b>46 Describing ability</b>	162
		New language Modifying adverbs	
		Vocabulary Skills and abilities	
		New skill Saying how well you do things	
<b>39 Free time</b>	136	<b>47 Wishes and desires</b>	164
New language Adverbs of frequency		New language "Would" and "want"	
Vocabulary Pastimes		Vocabulary Leisure activities	
New skill Talking about your free time		New skill Talking about ambitions	
<b>40 Likes and dislikes</b>	140	<b>48 Studying</b>	168
New language "Love," "like," and "hate"		New language Adverbs and articles	
Vocabulary Food, sports, and pastimes		Vocabulary Academic subjects	
New skill Talking about what you like		New skill Talking about your studies	
<b>41 Vocabulary Music</b>	146	<b>Answers</b>	172
		<b>Index</b>	182
<b>42 Expressing preference</b>	148		
New language Using "favorite"			
Vocabulary Food and music			
New skill Talking about your favorite things			

# Introducing yourself

You can greet people by saying "Hello!" or "Hi!" Introduce yourself using "I am." You may also need to spell out the letters of your name.

 **New language** Using "to be" with names

**Aa Vocabulary** Names and letters

 **New skill** Saying your name

## 1.1 KEY LANGUAGE SAYING YOUR NAME

There are different ways of greeting someone and introducing yourself.

This can be a formal or informal greeting.



**Hello! I am Lyla.**

You can use "I am" plus your name to introduce yourself.

This is an informal greeting. It is often used in casual conversation.

**Hi! My name is Joe.**

You can also use "my name is" plus your name to introduce yourself.

## 1.2 OTHER WAYS TO SAY YOUR NAME

In conversational English, speakers often use contractions. These are shortened versions of pairs of words.

**I am Lyla.**

↓

**I'm Lyla.**

You can contract "I am" to "I'm."

**My name is Joe.**

↓

**My name's Joe.**

You can contract "name is" to "name's."



## 1.3 HOW TO FORM SAYING YOUR NAME

SUBJECT	"TO BE"	NAME
My name	is	Lyla.
I	am	

Use a capital letter at the start of a name.



## 1.4 REWRITE EACH SENTENCE IN ITS CONTRACTED FORM

My name is Jack.

*My name's Jack.*

1 I am Charlotte.

2 My name is Una.

3 My name is Simone.

4 I am Carlos.

5 I am Juan.

6 My name is Miriam.

7 I am Sarah.



## 1.5 LISTEN TO THE AUDIO, THEN NUMBER THE PEOPLE IN THE ORDER IN WHICH THEY SPEAK

A Charlie

B Katherine

C JOSEPH

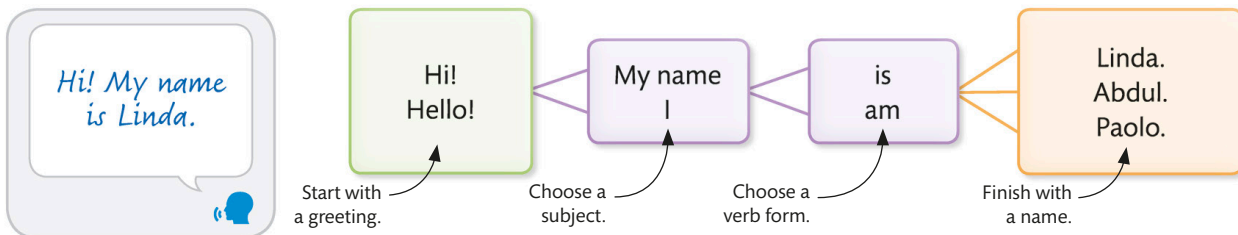
D Ruby

E Elliot

F Oliver




## 1.6 USE THE CHART TO CREATE 12 CORRECT SENTENCES AND SAY THEM OUT LOUD



## 1.7 KEY LANGUAGE SPELLING YOUR NAME

How do you spell your first name?

This is how you ask someone to spell their first name.




My name's Jacob, J-A-C-O-B.

You say each letter.

How do you spell your last name?


This is how you ask someone to spell their last name.



Williams, W-I-L-L-I-A-M-S.

How do you spell your full name?

This is your first name and your last name.



J-A-C-O-B W-I-L-L-I-A-M-S.



## 1.8 PRONUNCIATION THE ALPHABET

Listen to how the letters of the alphabet are pronounced in English.

Aa Bb Cc Dd Ee Ff Gg Hh Ii  
Jj Kk Ll Mm Nn Oo Pp Qq  
Rr Ss Tt Uu Vv Ww Xx Yy Zz







## 1.9 LISTEN TO THE AUDIO AS PEOPLE SPELL THEIR NAMES, AND WRITE OUT EACH SPELLING

J-A-C-K L-O-R-D

- |         |         |
|---------|---------|
| 1 _____ | 5 _____ |
| 2 _____ | 6 _____ |
| 3 _____ | 7 _____ |
| 4 _____ | 8 _____ |
|         | 9 _____ |



## 1.10 SPELL OUT EACH PERSON'S NAME, THEN SAY THE SENTENCES OUT LOUD




My name is Gabriel,

G-A-B-R-I-E-L.



3



My name's Molly,



1



My last name is Bashir,



4



My last name's Lopez,




2



I am Ben James,



5



I'm Nadiya Latif,



### 01 CHECKLIST



Using "to be" with names ☐

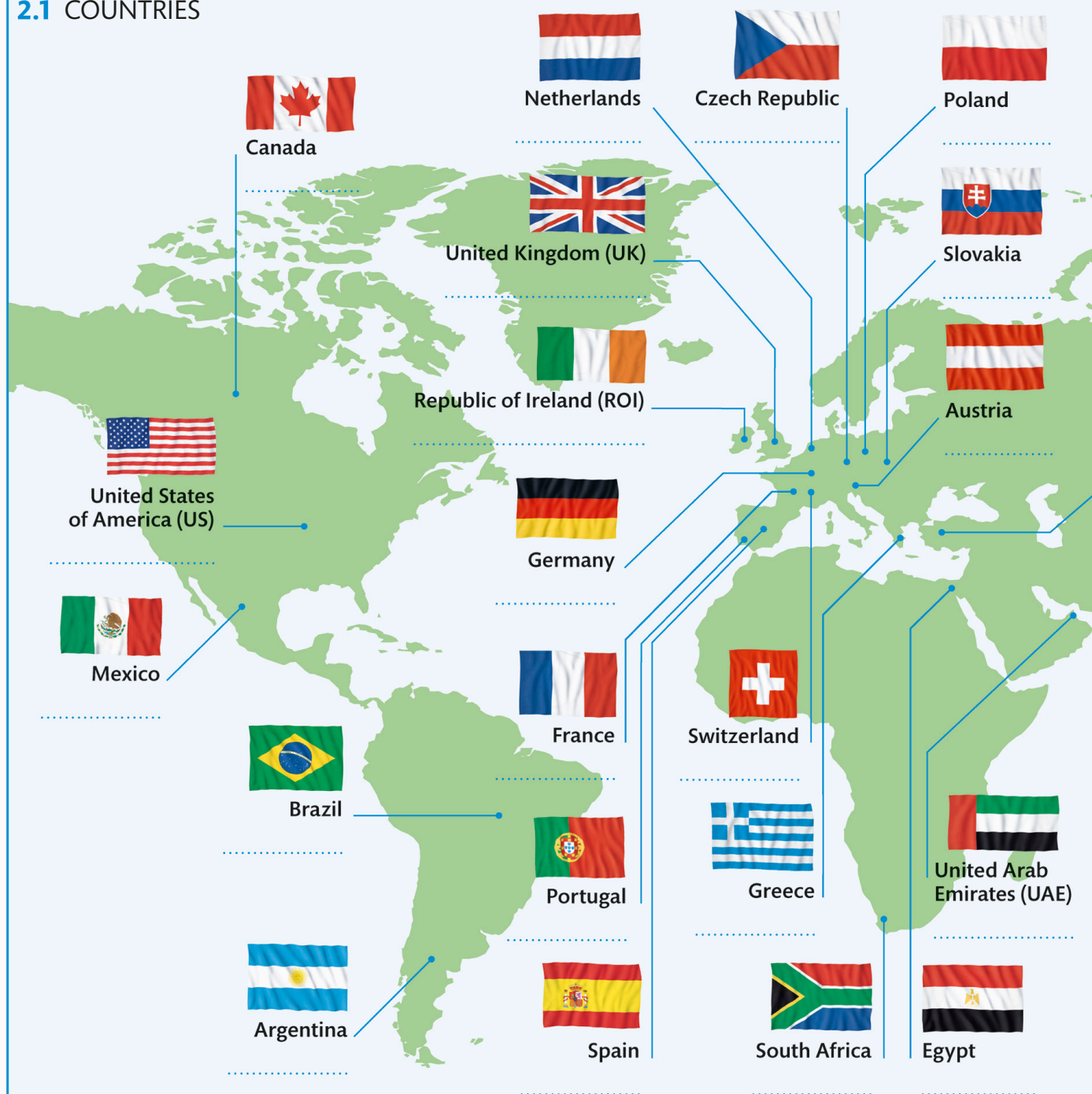
Aa Names and letters ☐



Saying your name ☐

# 02 Vocabulary

## 2.1 COUNTRIES





## 2.2 NATIONALITIES

USA	→	American
Canada	→	Canadian
Mexico	→	Mexican
Brazil	→	Brazilian
Argentina	→	Argentinian
UK	→	British
France	→	French
Russia	→	Russian
Spain	→	Spanish
Portugal	→	Portuguese
Poland	→	Polish
Greece	→	Greek
Turkey	→	Turkish
Egypt	→	Egyptian
China	→	Chinese
Japan	→	Japanese
India	→	Indian
Pakistan	→	Pakistani
Mongolia	→	Mongolian
Australia	→	Australian
Germany	→	German
Switzerland	→	Swiss
Austria	→	Austrian

# 03 Talking about yourself

It's useful to know how to say your age and where you come from. You can use the verb "to be" to talk about these topics.

⚙️ **New language** "To be" with ages and nationalities

Aa **Vocabulary** Numbers and nationalities

🧩 **New skill** Talking about yourself

## 3.1 KEY LANGUAGE SAYING YOUR AGE

Use the verb "to be" to talk about your age.



How old are you?



I am 25 years old.

The verb "to be" changes with the subject.



## 3.2 FURTHER EXAMPLES SAYING YOUR AGE

Ruby is seven years old.



Izzy and Chloe are 13.



I'm 44 today.



My grandma is 92 years old.



## 3.3 HOW TO FORM SAYING YOUR AGE

SUBJECT	"TO BE"	AGE
I	am	25 years old.
You	are	
He / She / It	is	
We / They	are	

These are pronouns. They are the subjects of these sentences.

The verb changes with the subject.

The number can be followed by "years old."

### 3.4 VOCABULARY NUMBERS

1

one

2

two

3

three

4

four

5

five

6

six

7

seven

8

eight

9

nine

10

ten

11

eleven

12

twelve

13

thirteen

14

fourteen

15

fifteen

16

sixteen

17

seventeen

18

eighteen

19

nineteen

20

twenty

21

twenty-one

22

twenty-two

30

thirty

40

forty

50

fifty

60

sixty

70

seventy

80

eighty

90

ninety

100

one hundred



Aa

### 3.5 WRITE THE NUMBERS AS WORDS

3 = three

① 11 = \_\_\_\_\_

② 17 = \_\_\_\_\_

③ 34 = \_\_\_\_\_

④ 59 = \_\_\_\_\_

⑤ 85 = \_\_\_\_\_



### 3.6 FILL IN THE GAPS WITH THE CORRECT FORMS OF "TO BE"

Michael is 32 years old.

① Theo \_\_\_\_\_ 45 years old.

② Madison \_\_\_\_\_ 27 years old.

③ Jeremy and Tanya \_\_\_\_\_ 90 years old.

④ We \_\_\_\_\_ 29 years old.

⑤ I \_\_\_\_\_ 34 years old.



### 3.7 PRONUNCIATION SIMILAR SOUNDING NUMBERS

It is important to stress the correct syllable in these numbers.

13 <b>Thir<u>teen</u></b>	30 <b>Thir<u>ty</u></b>
14 <b>Four<u>teen</u></b>	40 <b>For<u>ty</u></b>
15 <b>Fif<u>teen</u></b>	50 <b>Fif<u>ty</u></b>
16 <b>Six<u>teen</u></b>	60 <b>Six<u>ty</u></b>
17 <b>Sev<u>enteen</u></b>	70 <b>Sev<u>enty</u></b>
18 <b>Eigh<u>teen</u></b>	80 <b>Eigh<u>ty</u></b>
19 <b>Nin<u>eteen</u></b>	90 <b>Nin<u>ety</u></b>



### 3.8 LISTEN TO THE AUDIO AND MARK THE CORRECT AGES

Tamar	15 <input type="checkbox"/>	50 <input checked="" type="checkbox"/>
1 Bobby	14 <input type="checkbox"/>	40 <input type="checkbox"/>
2 Carl	13 <input type="checkbox"/>	30 <input type="checkbox"/>
3 Lia	19 <input type="checkbox"/>	90 <input type="checkbox"/>
4 Sam	16 <input type="checkbox"/>	60 <input type="checkbox"/>
5 Molly	18 <input type="checkbox"/>	80 <input type="checkbox"/>
6 Justin	17 <input type="checkbox"/>	70 <input type="checkbox"/>
7 Ada	13 <input type="checkbox"/>	30 <input type="checkbox"/>

### 3.9 KEY LANGUAGE SAYING WHERE YOU'RE FROM

There are different ways of saying where you are from.

"Where" is the question word for place.

Remember, "to be" changes with the subject.

Where are you from?



I am from Spain.



This describes the country that you belong to.

What nationality are you?



You use an adjective to talk about nationality.

I'm Spanish.



### 3.10 FURTHER EXAMPLES SAYING WHERE YOU'RE FROM

I am Dutch.



We are Italian.



I'm from Switzerland.





### 3.11 HOW TO FORM SAYING WHERE YOU'RE FROM



You use the noun  
after "from."



Here you use  
the adjective.

### Aa 3.12 MATCH EACH FLAG TO ITS COUNTRY



Japan



UK



France



US

### 3.13 WRITE THE NATIONALITY FOR EACH COUNTRY

Italy = Italian

1 Spain = \_\_\_\_\_

2 Germany = \_\_\_\_\_

3 Canada = \_\_\_\_\_

4 America = \_\_\_\_\_

5 Australia = \_\_\_\_\_

6 China = \_\_\_\_\_



### 3.14 USE THE CHART TO CREATE 12 CORRECT SENTENCES AND SAY THEM OUT LOUD

*I am  
Australian.*

I  
You  
They

Start with  
a pronoun.

am  
are  
am from  
are from

Choose the correct form of  
the verb, with or without "from."

Australian.  
Italy.  
France.  
English.

Finish with a noun  
or an adjective.



### 03 CHECKLIST

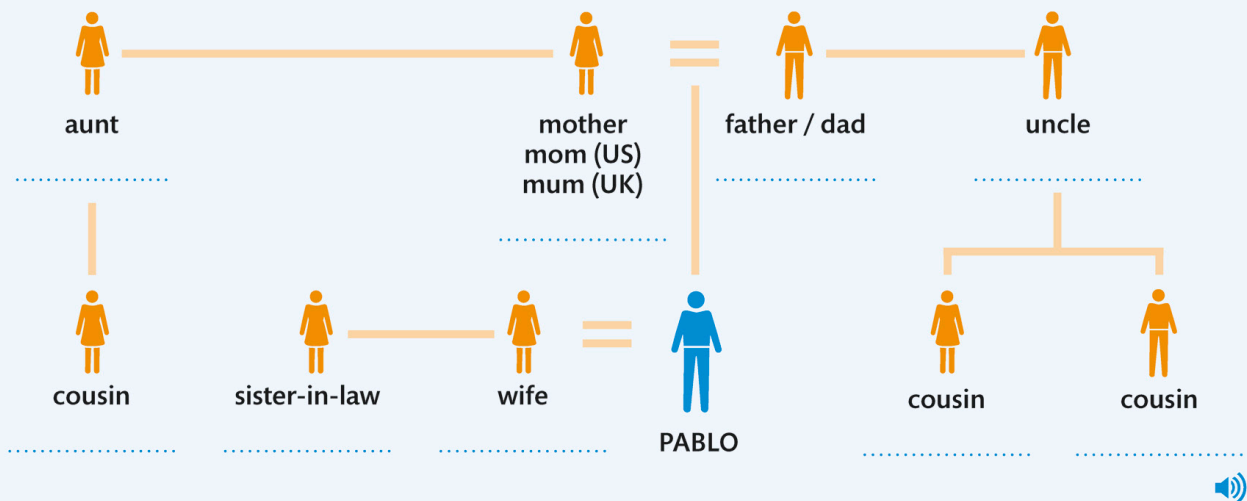
⚙️ "To be" with ages and nationalities ☐

Aa Numbers and nationalities ☐

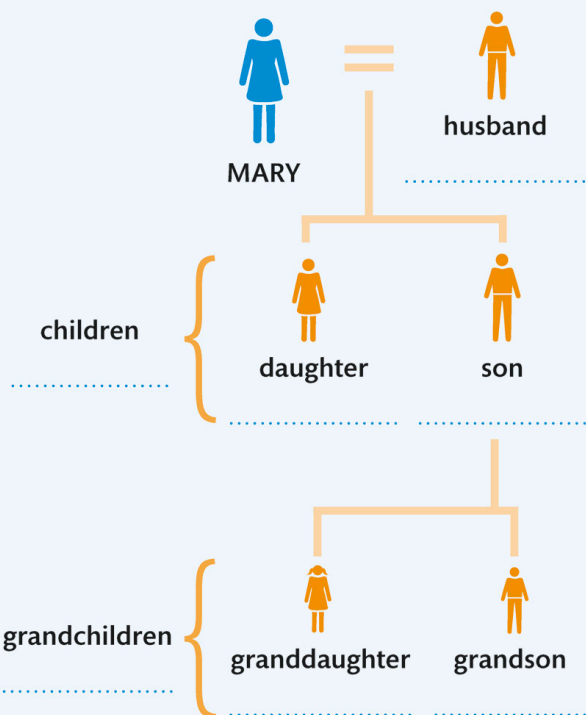
🧑 Talking about yourself ☐

# 04 Vocabulary

## 4.1 PABLO'S FAMILY



## 4.2 MARY'S FAMILY



## 4.3 SARAH'S FAMILY

